

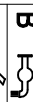
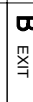


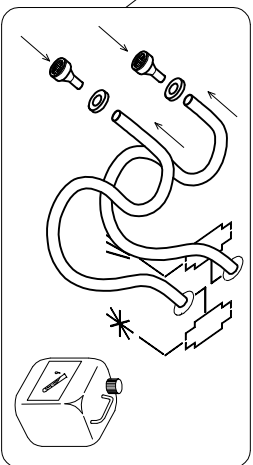
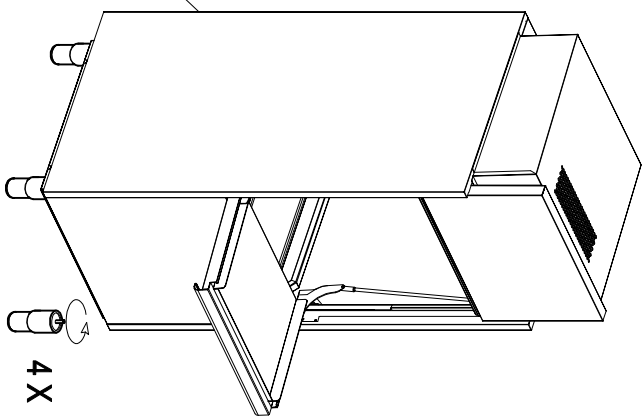


A		∅ 50mm M	A		∅ 35 mm M
B		G 3/4" M	B		G 3/4" F
C		Power supply	E		Steam exhaust



### Installation layout

Designed by: M.PIERI  
Date: 05/10/2018

### Utensil washer NRG, Drain P.

Determination:

Code: LP4RPS 00  
Rev.:

